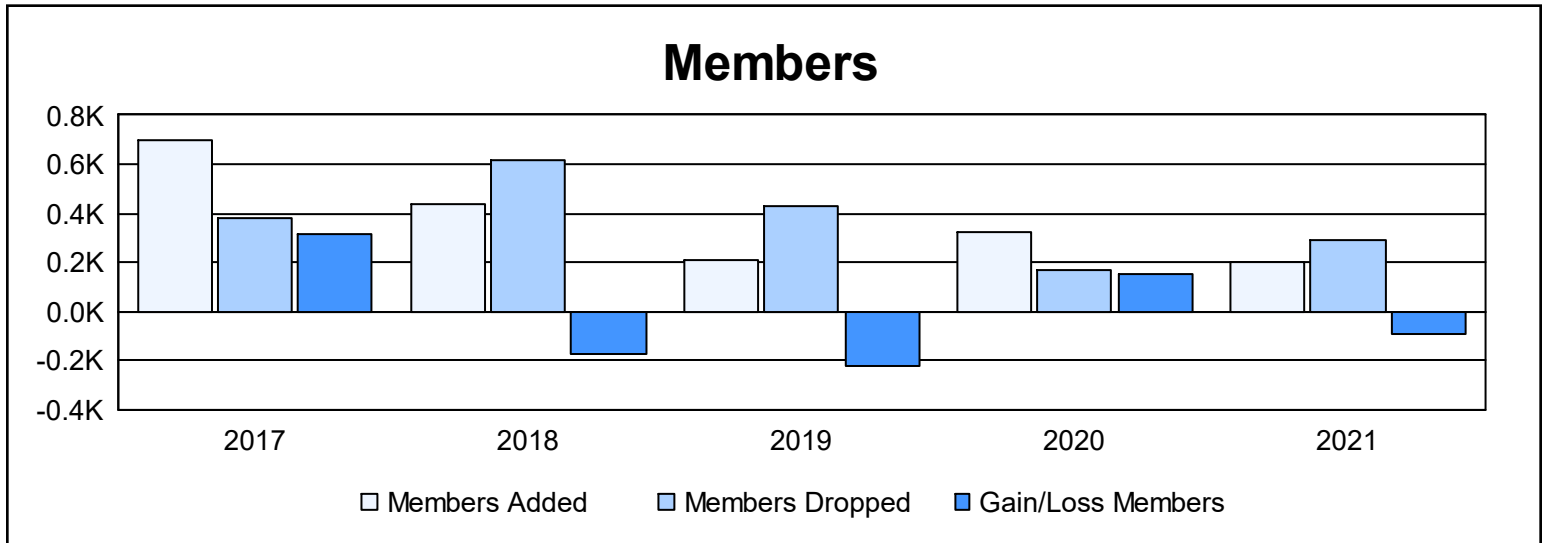
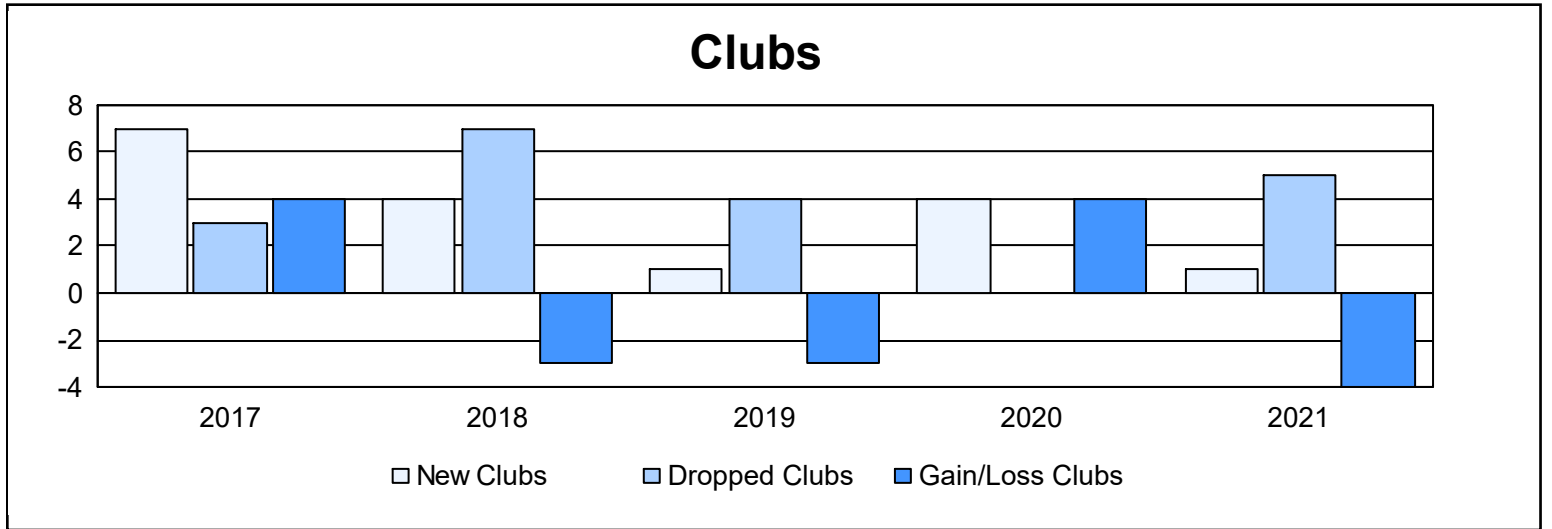
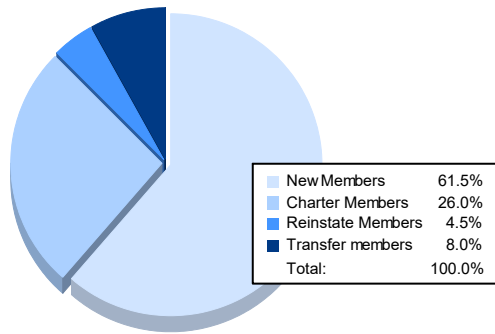


Year	New Clubs	Dropped Clubs	Gain/ Loss Clubs	New Members	Charter Members	Reinstate Members	Transfer Members	Total Member Added	Total Members Dropped	Gain/ Loss Members
2016-2017	7	3	4	511	162	22	0	695	381	314
2017-2018	4	7	-3	294	113	24	8	439	613	-174
2018-2019	1	4	-3	161	40	0	8	209	432	-223
2019-2020	4	0	4	215	85	14	9	323	172	151
2020-2021	1	5	-4	123	52	9	16	200	293	-93
<b>Average</b>	<b>3</b>	<b>4</b>	<b>0</b>	<b>261</b>	<b>90</b>	<b>14</b>	<b>8</b>	<b>373</b>	<b>378</b>	<b>-5</b>



### Membership Composition June 2021 Cumulative



### Gender Composition June 2021 Cumulative

